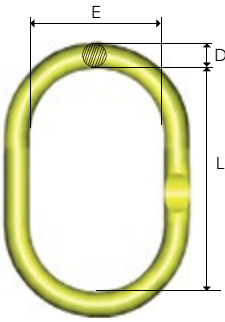


Master Link MF with engineered flat

For 1-, 2-, 3- and 4-leg slings. Designed for use with CL, CLD, CG and CGD. 3- and 4-leg chain slings require CLD / CGD.



Stock No.	Code	WLL (lb) 5:1		For chain size			L	E	D	Weight (lb)
		EN 1677-4	A-952/A952M AS 3775.2-2014	1 leg	2 leg	3-4leg				
B14487	MF-6-10	3,306	3,306	(6mm)			3.94	2.36	3/8"	0.44
B14489	MF-86-10	7100	5510	5/16"	(6mm)	-	4.72	2.36	1/2"	0.88
B14482	MF-108-10	11,460	8,800	3/8"	5/16"	(6mm)	5.51	3.15	5/8"	1.76
B14483	MF-1310-10	17,632	16,530	1/2"	3/8"	5/16"	6.30	3.74	7/8"	3.31
B14484	MF-1613-10	29,974	22,040	5/8"	1/2"	3/8"	7.48	4.33	1 1/8"	6.17
B14485	MF-2016-10	45,402	37,468	3/4"	5/8"	1/2"	9.45	5.51	1 3/8"	11.46
B14486	MF-2220-10	68,103	55,100	7/8"	3/4"	5/8"	9.84	5.91	1 9/16"	16.09

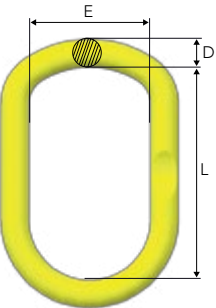
Fulfills requirements in: EN 1677:2008 (WLL +25%), ASTM A952/A952M, AS 3775:2014 and AS 3776:2015.

5:1 Design Factor



Master Link MFH with engineered flat

Designed for crane hooks, DIN 15401 and 15402. Designed for use with CL, CLD, CG and CGD. 3- and 4-leg chain slings require CLD / CGD.



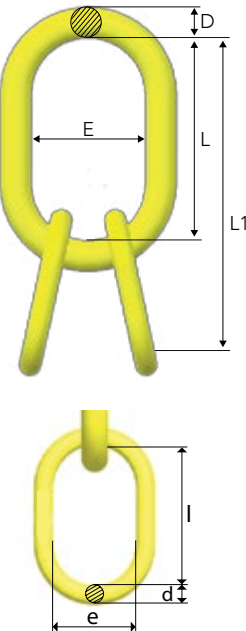
Stock No.	Code	WLL (lb) 5:1		Forchainsize			L	E	D	DIN15401	DIN15402	Weight (lb)
		EN 1677-4	A-952/A952M AS 3775.2-2014	1leg	2leg	3-4leg						
Z101262	MFH-1310-10	16530	17632	1/2"	3/8"	5/16"	9.06	4.92	7/8"	≤12mm	≤16mm	4.19
Z101263	MFH-1613-10	22040	29974	5/8"	1/2"	3/8"	9.84	5.31	1 1/8"	≤12mm	≤16mm	7.05
Z101264	MFH-2016-10	37468	45402	3/4"	5/8"	1/2"	11.02	5.31	1 1/4"	≤16mm	≤20mm	10.14
Z101265	MFH-2220-10	61712	68104	7/8"	3/4"	5/8"	12.60	6.89	1 9/16"	≤25mm	≤32mm	18.96
Z101266	MFHW-2220-10	61712	61712	7/8"	3/4"	5/8"	13.98	8.86	1 9/16"	≤50mm	≤63mm	21.83

Fulfills requirements in: EN 1677:2008 (WLL +25%), ASTM A952/A952M-02, AS 3775:2014 and AS 3776:2015.

5:1 Design Factor

Master Link with Sublinks MT

Designed for use with chain or wire rope. For 3- and 4-leg slings



Stock No.	Code	WLL (lb) 5:1		L1	L	E	D	l	e	d	Weight (lb)
		EN 1677-4	A-952/A952M AS 3775.2-2014								
Z100091	MT-6-10	7714	11020	11.2	6.3	3.54	3/4"	4.72	2.36	1/2"	3.96
Z100903	MT-8-10	11461	17632	11.8	6.3	3.74	7/8"	5.51	3.15	5/8"	6.61
Z101359	MT-9-10	15208	21378	13.3	7.48	4.33	1-1/8"	6.30	3.54	3/4"	10.8
Z100904	MT-10-10	25346	35300	14.1	7.87	4.72	1-3/16"	6.30	3.74	7/8"	14.1
Z100905	MT-13-10	37468	57304	17.3	9.84	5.91	1-9/16"	7.48	4.33	1-1/8"	31.3
Z100906	MT-16-10	61712	77140	19.6	11.81	7.87	2"	7.87	4.72	1-1/4"	50.7
Z101074	MT-20-10	77140	110200	21.6	11.81	7.87	2-1/8"	9.84	5.91	1-9/16"	69.4
Z101281	MT-22-10	116812	165300	24.0	13.78	7.87	2-3/8"	10.24	5.51	1-3/4"	101
Z101282	MT-26-10	154280	220400	28.7	17.72	9.84	2-3/4"	11.02	6.3	2	156
Z101283	MT-32-10	198360	275500	28.7	17.72	10.2	3-1/8"	11.02	6.3	2-1/8"	200

Fulfills requirements in: EN 1677:2008 (WLL +25%), ASTM A952/A952M, AS 3775:2014 and AS 3776:2015.

Engineered flat on the sublinks for sizes up to MT-16-10 except MT-9-10.

5:1 Design Factor